

Robert Sorby Woodturning tools

As well as many specialist tools Robert Sorby manufactures in Sheffield a huge range of high quality HSS woodturning tools.

Bowl and Spindle gouges are available with a standard grind in ¼", 3/8", ½" & ¾" Bowl gouges with a fingernail grind in ¼", 3/8" & ½" and Spindle gouges with a fingernail profile in 3/8" & ½". Spindle Roughing gouges are manufactured in two sizes ¾" & 1 ¼". Skew chisels come in several sizes and with standard, oval or round blades.

There is a large selection of scrapers to suit any woodturning project along with an array of parting tools for every requirement.

Robert Sorby also manufacture a range of micro tools to cover all those fine detail projects.

Sovereign 16" System & Sovereign 22" System (Ref: Sov-16S & Ref: Sov-22S)

The Sovereign is a handle system that gives the turner the ability to interchange a large range of gouges and other blades.

The two lengths available give flexibility depending on the size of project being worked and the length of grip required.

The high quality seamless steel tube gives strength and rigidity whilst the Softex grip gives a comfortable and sure grip even when used for extended periods. The head and end cap are machined from aircraft grade Aluminium with tool steel inserts in the head to ensure a long thread life of the two brass tipped clamping screws.

Robert Sorby has chosen the materials and design of this handle without compromise to ensure maximum strength and feel with extremely good vibration dampening properties.

As standard both handles are designed to accept any tool with a 5/8" shank and the system includes two collets of ½" and 3/8". Also there is an optional addition of a ¼" pilot bored collet to suit ¼" tools that can also be drilled by the user to a specifically required size.

There is also a facility for an optional extra counterweight to be added in the base of both handles to help maintain the balance of the Sovereign when using heavier blades.

A threaded coupler is also available as an optional extra. This allows the turner to connect two handles together to produce a long handle of a desired length of 32", 38" or 44".

Patriot lathe chuck (Ref: RSPC)

The all British manufactured Patriot woodturning chuck is light, compact and perfect for any woodturning project. It has a smooth opening and closing action using the single key. It is fitted with 2" (50mm) jaws which have an internal and external dovetail and gripper teeth for greater secure work holding. It is also supplied with a screw chuck and an insert to fit all available lathes on the market.

There is also a huge range of optional jaws and accessories available.

The ProEdge Ultimate Sharpening System (Ref: PE01A & PED01A)

The ProEdge from Robert Sorby represents the ultimate system for sharpening any woodworking tools. Its unique design incorporates many years of experience in producing the keenest of edges accurately and efficiently.

It is ready to use straight out of the boxjust plug it in and sharpen your tools!

A quick and simple belt change allows the correct to be used for the type of tool to be sharpened.

There is a selection of jigs to make it much easier to sharpen some of the more difficult tools, such as the Skew and Fingernail gouges.

The unique angle setter ensures the same sharpening angle is achieved with consistency and accuracy every time utilising the pre-set holes that takes seconds to adjust.

A variety of abrasive belts allow the correct material and grit belt to be used for the tool sharpening required.

A FREE information and usage CD video is available.

Modular Micro Tool System

This unique system is centred on the beautifully engineered burgundy anodised aluminium handle. Into this handle can be fitted an array of tools and blades.

There are four sets which are Micro Sandmaster, Micro Spiralling tool, Spindle set and Hollowing set.

The main benefit of this system is that the woodturner can buy just one of the handled sets and then add any of the unhandled tools, blades and heads.

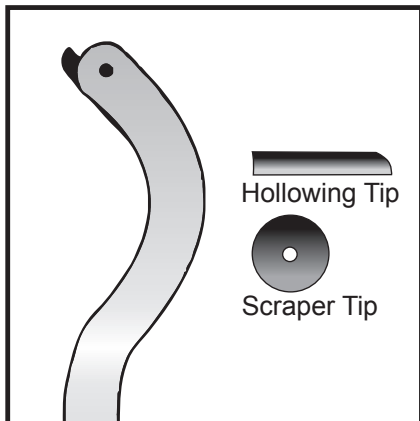
Ideal for woodturners working on smaller projects.

Robert Sorby Ltd, Athol Road, Sheffield, S8 0PA, England. Tel: +44(0) 114 225 0700 Fax: +44(0) 114 225 0710
Email: sales@robert-sorby.co.uk Website: www.robert-sorby.co.uk

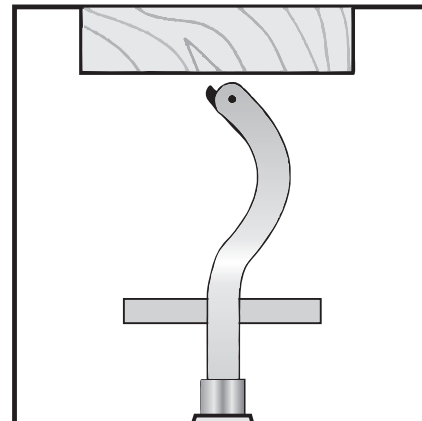
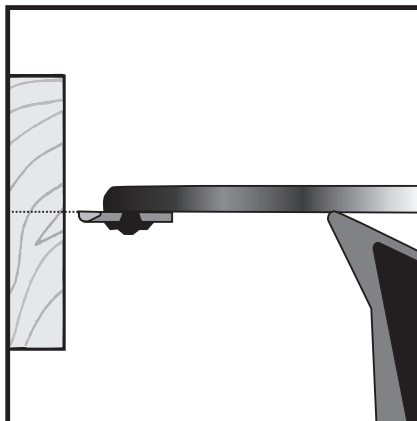
Important. Please read instructions before use.

The Robert Sorby Hollowmaster has a flat underside which provides exceptional control and stability when hollowing and is suitable for end grain and bowl work. It is supplied with two interchangeable tips for hollowing and scraping.

EQUIPMENT



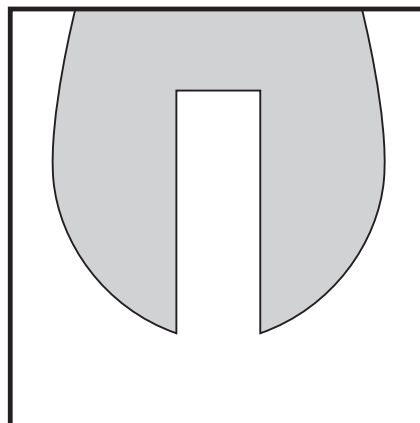
LATHE SET-UP



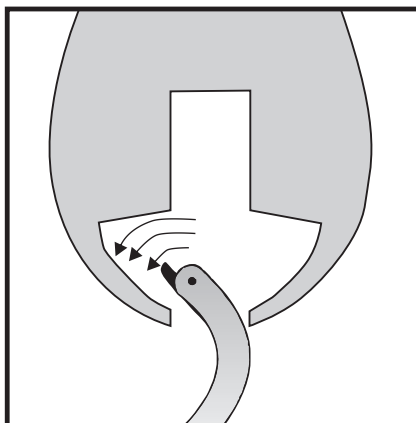
With the tool rest set on centre, place the flat underside of the Hollowmaster on the rest.

Always use the tool with the straight part of the shaft on the tool rest.

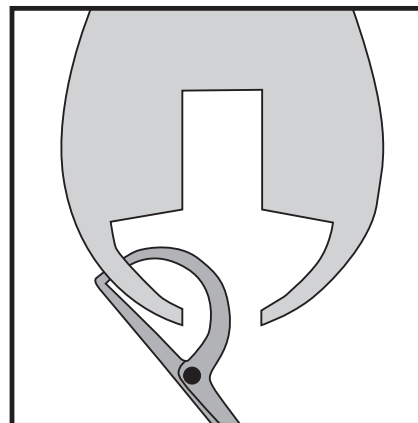
TOOL USE



An initial centre hole can be pre-drilled.

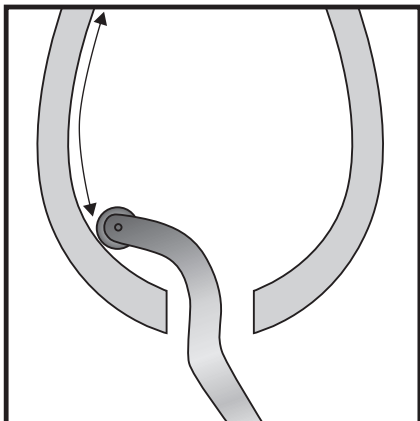


To form the initial shape, use sweeping cuts from the centre outwards.

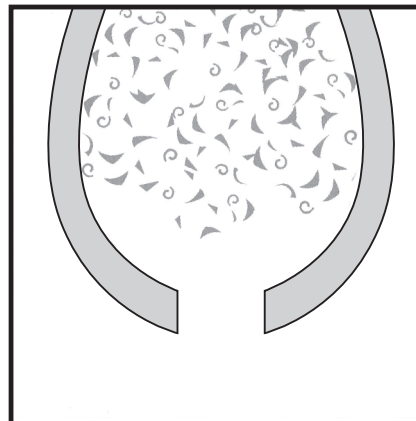


Stop and check the wall thickness at regular intervals.

SAFETY

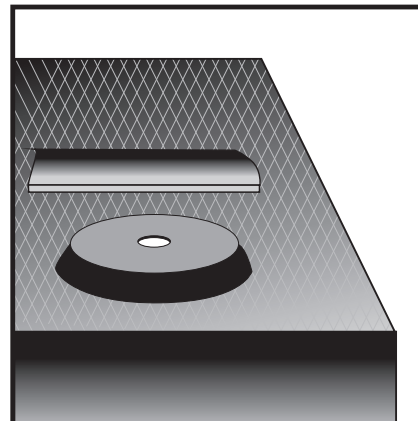


A smooth finish is achieved using the scraper tip.



Always switch the lathe off to clear shavings.

SHARPENING



Both tips can be sharpened using a flat sharpening stone or a diamond file (ref RS224). For the perfect sharp edge use the cutter holder (ref 472) in conjunction with the Robert Sorby ProEdge (472 is not suitable for Midi Hollowmaster ref RS130KT).